

DURABILT

INDUSTRIES, LLC



RCI2 SERIES RAKE Parts Breakdown



03/16/16

DURABILT INDUSTRIES, LLC - 1708 AIRPORT ROAD
POCAHONTAS ARKANSAS 72455




18

RAKE WHEEL PARTS PAGE 10
RAKE ARM PARTS PAGE 6,7

HYDRAULIC PARTS PAGES 8,9

WARNING DECALS
PAGES 12,13



WHEEL AND HUB PARTS
#3 THRU #13

PIVOT PARTS PAGE 4,5




16

17

POSITION	PART NUMBER	DESCRIPTION	QTY
1	407270 300688	CLEVIS HITCH (welded hitch clevis) CLEVIS HITCH (cast hitch clevis)	1
2	300504	JACK 10" SIDE CRANK	1
3	300148	HUB ASSEMBLY COMPLETE (BRGS, CAP AND SEAL)	2
4	300107	GREASE SEAL	2
5	300599	INNER BEARING	2
6	300332	INNER BEARING RACE	2
7	300398	OUTER BEARING	2
8	300426	OUTER BEARING RACE	2
9	300585	SPINDLE NUT, WASHER, COTTER PIN KIT	2
10	300698	DUST CAP	2
11	300341	WHEEL STUD	10
12	220085	LUG NUT	10
13	300690	TIRE AND WHEEL ASSEMBLY	2
15	260010	DURABILT RAKING SYSTEM DECAL	2
16	260008	DURABILT DECAL (LH rear of frame)	1
17	260024	MADE IN USA DECAL (RH rear of frame)	1

POSITION	PART NUMBER	DESCRIPTION	QTY
18	260040	MAXIMUM SAFE TOWING DECAL	1
	260041	USE WARNING FLASHERS DECAL	1

**FOR PAINTED PARTS ADD A
LETTER AFTER THE PART
NUMBER FOR THE COLOR
R=RED
G=GREEN**



18,19,20,21

9,10,11,12

17

8

15,16

22

13,14

1

7

3,4
Bushings

2

5,6

POSITION	PART NUMBER	DESCRIPTION	QTY
1	612201 612227	PIVOT ASSEMBLY RH (8 & 10 whl all-series, 12 whl before serial 02-0107) PIVOT ASSEMBLY RH (12 whl after serial 02-0106)	1
	612202 612228	PIVOT ASSEMBLY LH (8 & 10 whl all-series, 12 whl before serial 02-0107) PIVOT ASSEMBLY LH (12 whl after serial 02-0106)	1
2	612211	PIVOT PIN	2
3	300656	PIVOT PIN BUSHINGS	4
4	300659	PIVOT PIN O'RINGS	4
5	220273	PIVOT PIN RETAINING BOLT	2
6	220096	PIVOT PIN RETAINING NUT	2
7	615023	INNER WING ANGLE STRUT	2
8	615022	OUTER WING ANGLE STRUT	2
9	300732	WING ANGLE STRUT RETAINING PIN	4
13	300685	WING ANGLE STRUT ADJUSTING PIN	2
14	300486	WING ANGLE STRUT ADJUSTING PIN RETAINER	2


POSITION	PART NUMBER	DESCRIPTION	QTY
15	300649	WIDTH ADJUSTING PIN	2
16	300486	WIDTH ADJUSTING PIN RETAINER	2
17	612214	WIDTH ADJUSTING TUBE	2
18	612415	WING ATTACHMENT PIN	2
19	300385	WING ATTACHMENT PIN GREASE FITTING	2
20	220273	WING ATTACHING PIN RETAINING BOLT	2
21	220091	WING ATTACHMENT PIN RETAINING NUT	2
22	300385	GREASE FITTING ¼" DRIVE IN	4
	260011	GREASE DAILY DECAL	4

**FOR PAINTED PARTS ADD A LETTER AFTER THE PART NUMBER FOR THE COLOR
R=RED
G=GREEN**



POSITION	PART NUMBER	DESCRIPTION	QTY
1	300649	FRONT WHEEL ARM RETAINING PIN	2
	300486	FRONT WHEEL ARM RETAINING PIN RETAINER CLIP	2
2	600301	INDEPENDENT WHEEL ARM RH	3 OR 4
	600347	INDEPENDENT WHEEL ARM RH FRONT (10 AND 12 WHEEL ONLY)	1
	600303	INDEPENDENT WHEEL ARM RH REAR	1
	600302	INDEPENDENT WHEEL ARM LH	3 OR 4
	600348	INDEPENDENT WHEEL ARM LH FRONT (10 AND 12 WHEEL ONLY)	1
	600304	INDEPENDENT WHEEL ARM LH REAR	1
3	612418	MAIN ARM RH 8 WHEEL	1
	612419	MAIN ARM LH 8 WHEEL	1
	612420	MAIN ARM RH 10 WHEEL	
	612421	MAIN ARM LH 10 WHEEL	
	612401	MAIN ARM RH 12 WHEEL	
	612402	MAIN ARM LH 12 WHEEL	
4	300580	SINGLE RAKE WHEEL ARM SPRING	8, 10 OR 12
5	220258	EYE BOLT	10,12 OR 14
	220072	EYE BOLT NUT	20, 24 OR 28


POSITION	PART NUMBER	DESCRIPTION	QTY
6	220007	WHEEL ARM RETAINING BOLT	6, 8 OR 10
	220093	WHEEL ARM RETAINING BOLT LOCK NUT	6, 8 OR 10
7	300385	GREASE FITTING ¼" DRIVE IN	8, 10 OR 12
	260011	GREASE DAILY DECAL	8, 10 OR 12





POSITION	PART NUMBER	DESCRIPTION	QTY
1	250099	HYDRAULIC CYLINDER 3X10	2
	250108	HYDRAULIC CYLINDER REPAIR KIT 3" x 1.25"	
2	250101	HYDRAULIC ELBO 1/2 NPT M, 3/8 JIC FS90	2
3	250076	HYDRAULIC ADAPTER 3/8" NPT M, 3/8"JIC M	4
4	250103	HYDRAULIC BALL VALVE 3/8"NPT	2
5	250069	HYDRAULIC ADAPTER 1/2"NPT M, 3/8"JIC M W/RESTRICTOR	2
6	250146	HYDRAULIC HOSE 1/4"X 24"	4
7	250148	HYDRAULIC HOSE 1/4"X 226" (12 WHEEL RAKE)	2
	250147	HYDRAULIC HOSE 1/4"X 190" (8 AND 10 WHEEL RAKE)	2
8	300042	HYDRAULIC HOSE CLAMP ASSEMBLY 1/4" DOUBLE	5
9	250070	HYDRAULIC CROSS 3/8"JIC	2
10	250077	HYDRAULIC CAP 3/8"JIC	2
11	250095	HYDRAULIC ADAPTER 1/2"NPT M, 3/8"JIC M	2
12	250007	HYDRAULIC MALE QUICK COUPLER (PIONEER)	2
13	250100	HYDRAULIC CHECK VALVE ASSEMBLY (OPTIONAL)	2

**FOR PAINTED PARTS ADD A
LETTER AFTER THE PART
NUMBER FOR THE COLOR
R=RED
G=GREEN**

POSITION	PART NUMBER	DESCRIPTION	QTY
1	300145	RAKE WHEEL HUB COMPLETE	
	300556	OUTER BEARING	
	300557	INNER BEARING	
	300414	GREASE SEAL	
	300413	DUST CAP	
2	220056 220278	10mm RAKE WHEEL ATTACHMENT BOLT 3/8" RAKE WHEEL ATTACHMENT BOLT	6
3	220165 220071	10mm RAKE WHEEL ATTACHMENT LOCK WASHER 3/8" RAKE WHEEL ATTACHMENT LOCK WASHER	6
4	220089 220172	10mm RAKE WHEEL ATTACHMENT NUT 3/8" RAKE WHEEL ATTACHMENT NUT	6
5	300213	RAKE WHEEL COMPLETE RH	
	300166	RAKE WHEEL COMPLETE LH	
6	300492	RAKE WHEEL TINE	
7	300412	RAKE WHEEL TINE CLAMP	
	220249	RAKE WHEEL TINE CLAMP BOLT	
	220089	RAKE WHEEL TINE CLAMP NUT	



POSITION	PART NUMBER	DESCRIPTION	QTY
	606020	DURAWHEEL COMPLETE 57" FITS RH & LH	
	300714	DOUBLE RUBBER RAKE TINE	
	300715	WIND GUARD FOR 57" DURAWHEEL (PLASTIC)	
	606000	STEEL WHEEL FRAME 57" DURAWHEEL	



POSITION	PART NUMBER	DESCRIPTION	QTY
1	612511R 612511G	MOUNT BASE (DESIGNATE COLOR)	1
	220036	MOUNT BASE BOLT	4
	220098	MOUNT BASE NUT	4
2	612501R	SPLITTER WHEEL ARM (RED)	1
	612501G	SPLITTER WHEEL ARM (GREEN)	1
3	612415R 612415G	WHEEL ARM PIN	1
	220273	WHEEL ARM PIN RETAINER BOLT	1
	220096	WHEEL ARM PIN RETAINER NUT	1
4	250125	HYDRAULIC CYLINDER 2"X 4"	1
	250107	HYDRAULIC CYLINDER REPAIR KIT 2" CYLINDER	1
5	612514	CYLINDER PIN	2
	300577	CYLINDER PIN RETAINERS	2
6	250074	HYDRAULIC HOSE	2
	300042	HYDRAULIC HOSE CLAMP ASSEMBLY 3/8" DOUBLE	1

POSITION	PART NUMBER	DESCRIPTION	QTY
7	250103	BALL VALVE 3/8"	1
8	250143	ADAPTER 3/8" NPT MALE X 3/8" JIC MALE WITH RESTRICTOR	1
		ADAPTER 3/8" NPT MALE X 3/8" JIC MALE	3
9	250076	ADAPTER 3/8" NPT MALE X 3/8" JIC MALE	3
10	250149	ADAPTER 3/8" NPT MALE X 3/8" JIC FEMALE SWIVEL	1
11	300697	RAKE WHEEL RH SPLITTER	1
12	300696	RAKE WHEEL LH SPLITTER	1
	300704	SPLITTER RAKE WHEEL TINE	1
	300412	SPLITTER WHEEL TINE CLAMP	1
	220249	SPLITTER WHEEL TINE CLAMP BOLT	1
13	220089	SPLITTER WHEEL TINE CLAMP NUT	1
		300586	RAKE WHEEL HUB ASSEMBLY (HUB PARTS SEE PAGE 10)
14	220056	10mm RAKE WHEEL ATTACHING BOLT	12
	220278	3/8" RAKE WHEEL ATTACHING BOLT	12
15	220089	10mm RAKE WHEEL ATTACHING NUT	12
	220071	3/8" RAKE WHEEL ATTACHING NUT	12
16	220165	10mm RAKE WHEEL ATTACHING LOCK WASHER	12
	220172	3/8" RAKE WHEEL ATTACHING LOCK WASHER	12

DURAWHEEL SPLITTER WHEEL

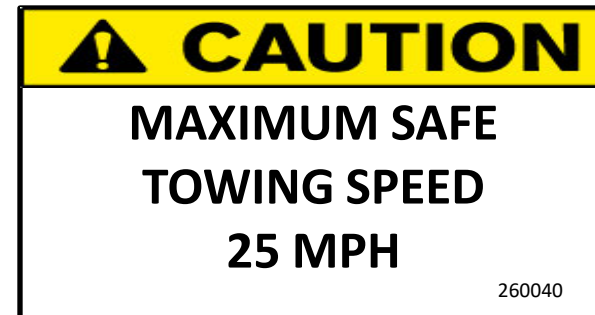
POSITION	PART NUMBER	DESCRIPTION	QTY
	606030	Durawheel rake wheel 38" complete w/ wind guard	
	606010	Steel frame for 38" Durawheel	
	300725	Wind guard 38" Durawheel (plastic)	
	300714	Double rubber rake tooth	
	220071	3/8" nut	
	220278	3/8" x 1-1/4" bolt (same size bolt holds wheel to hub and tine to wheel)	
	220172	3/8" lock washer	

(located on top of tongue at hitch clevis)



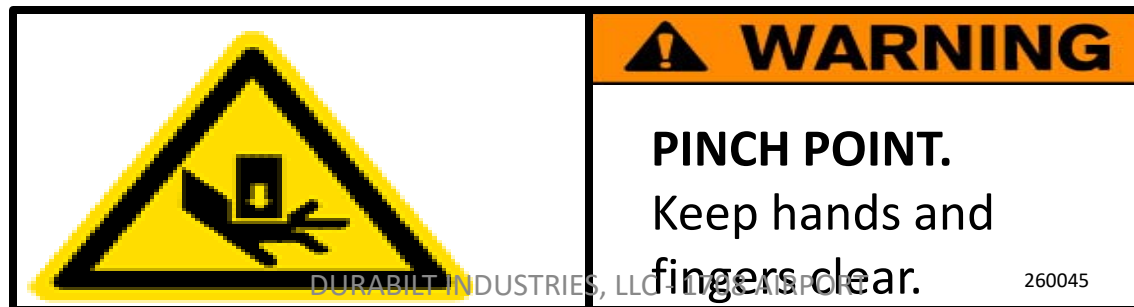
260041

(located on top of tongue at hitch clevis)



260040

(located on top of frame in front of hydraulic cylinders)



260045

(RH side of tongue opposite jack)

CAUTION

1. Read and understand the operator's manual.
2. Stop the tractor engine before leaving the operator's platform.
3. Keep riders off the machine.
4. Make certain everyone is clear of machine before starting the tractor engine and operating.
5. Keep all shields in place.
6. Never lubricate, adjust or service the machine with tractor engine running.
7. Wait for all movement to stop before servicing.
8. Keep hands, feet and clothing away from moving parts.
9. Use flashing warning lights when operating on highways except when prohibited by law.

260002

260002

**STAY CLEAR OF MACHINE
WHILE FOLDING AND WHILE
IN OPERATION**

260019

(Front of wing adjuster tube left side of pin hole and
Underside of wing on triangle plate right side up when
folded in transport position)

260019

(Front of pivot assy. right side up when rake is in working position)

CAUTION

STAY CLEAR WHEN OPERATING.

Read and understand instruction
manual before operating.

260044

260044

DURABILT

Durabilt Industries, LLC • Pochontas, AR 72455 • Phone 870-892-4501